

4th quarter 2013

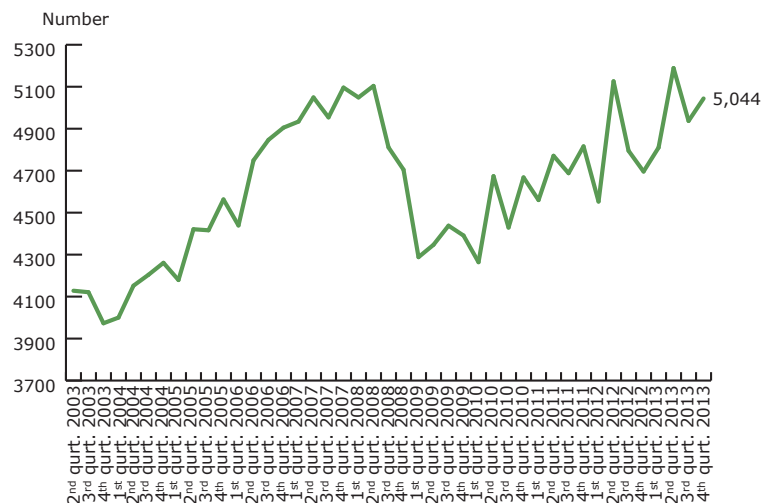
Contents

Border census – lorry traffic to Denmark

Themes – based on partial results

Route distribution of lorry traffic in and out of Denmark

Lorries into Denmark per day



BORDER CENSUS

ITD
Lyren 1 . DK-6330 Padborg
Tel. +45 7467 1233
Fax +45 7467 4317
itd@itd.dk . www.itd.dk

The progress continues

The border traffic with lorries continued the overall progress during the last quarter of 2013. ITD's border census registered 2013 the busiest fourth quarter since 2007 – and the second busiest ever. A total of 5,044 lorries drove into Denmark every day during the just now counted 4th quarter. It is an increase of 7 per cent compared to the same quarter the year before.

The German lorries are still in the lead of the border traffic, although the long-term tendency during the last five years has been, that the number of German lorries is decreasing in favour of the Eastern European.

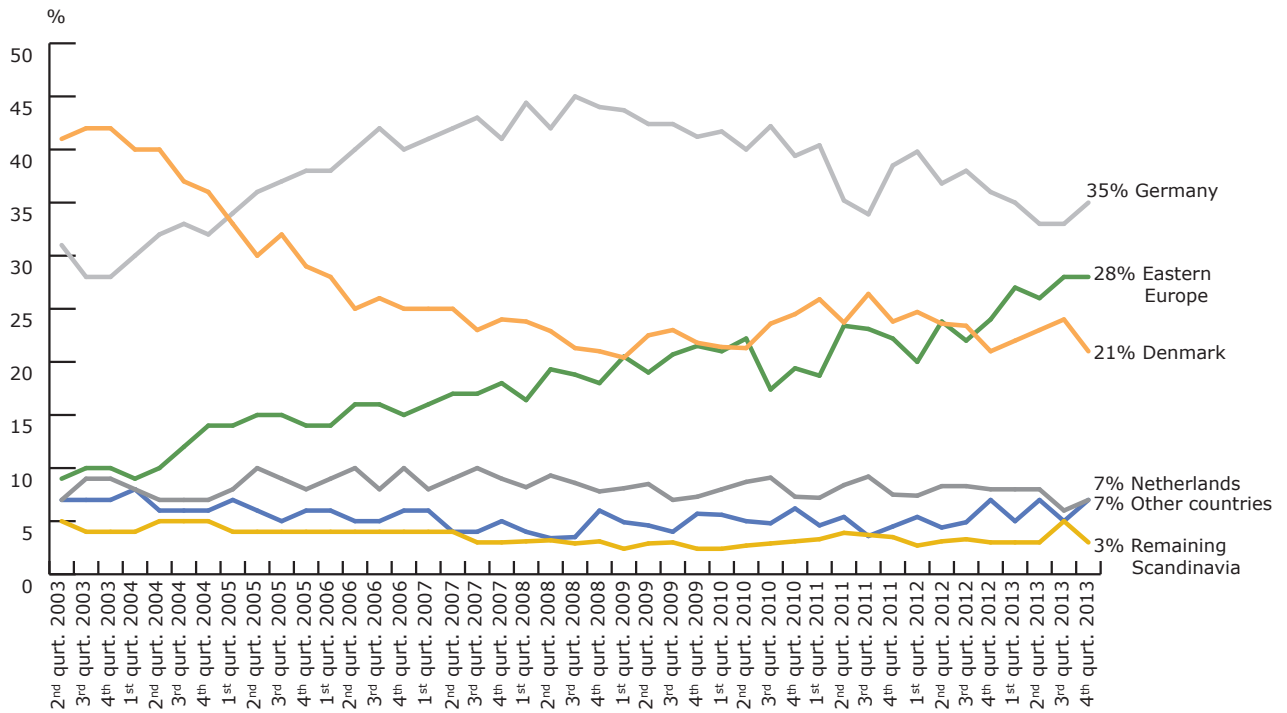
During fourth quarter the number of German lorries took a leap forward compared to 3rd quarter from 33 per cent to 35 per cent. The Eastern European vehicles remained at 28 per cent, while the Danish vehicles' number declined from 24 to 21 per cent. None of these figures deviate from what has been the norm during the last five years.

A part of the foreign lorries are owned by Danish road hauliers. Special censuses on the South Jutland border indicate, that it amounts to 36 per cent of the foreign lorries driving into Denmark.

The Danish-owned lorries represent a total of 47 per cent of the border traffic on the South Jutland border.

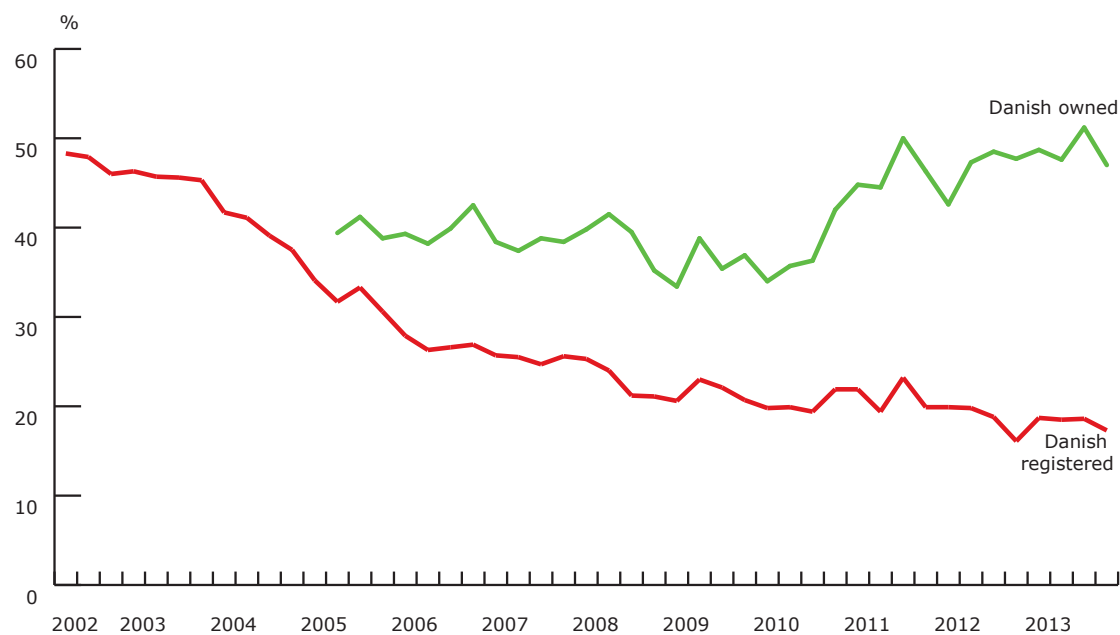
Border census – lorry traffic into Denmark

Nationality distribution



Note: The censuses on the Øresund Bridge are not divided into nationalities and are therefore not included in this report.

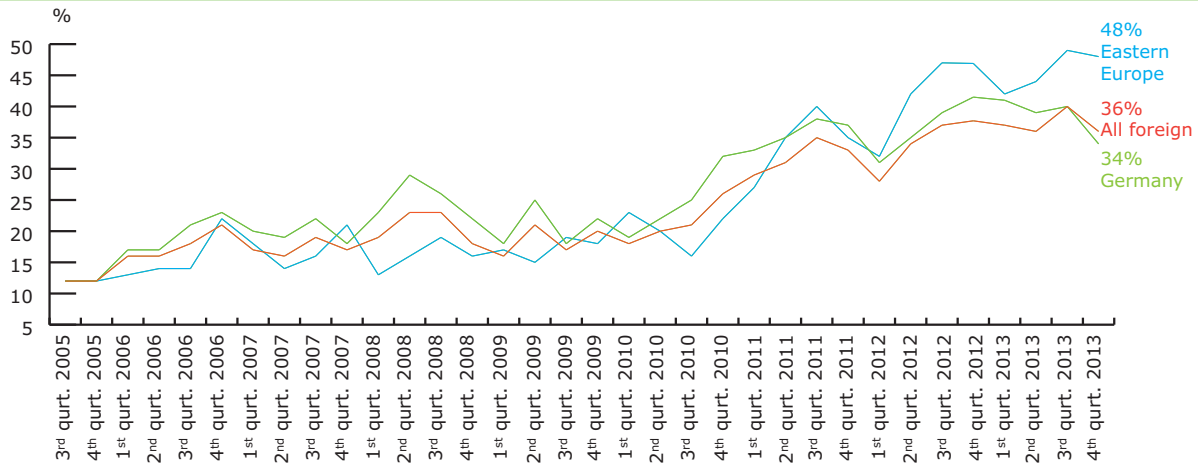
Danish owned lorries, the share of all lorries crossing the Danish-German border in South Jutland



The green figure shows the number of Danish registered lorries as well as foreign registered lorries, which it has been possible in connection with the census to connect to Danish road haulage companies with subsidiaries abroad (logo and name on the driver's cabin).

Themes – based on partial results

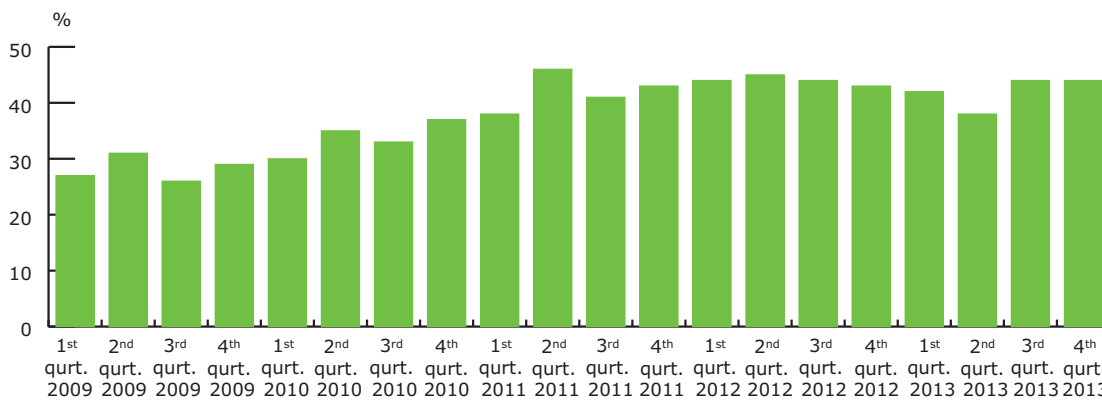
Share of foreign lorries owned by Danish subsidiaries – South Jutland border



Note 1: On the Danish border in South Jutland near Padborg and Frøslev separate registrations have been made of foreign lorries belonging to Danish owned subsidiaries.

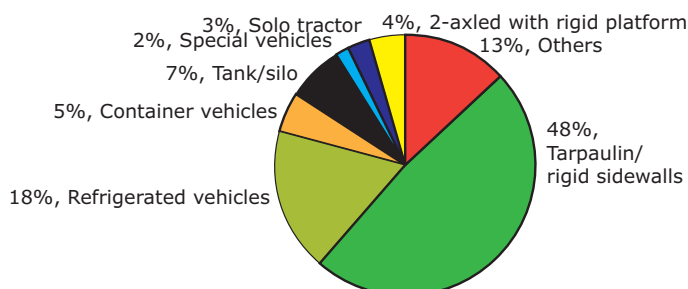
Note 2: Red: For every 100 foreign lorry 36 are owned by Danish road hauliers – Green: For every 100 German lorry 34 are owned by Danish road hauliers – Blue: For every 100 Eastern European lorry 48 are owned by Danish road hauliers.

Lorries over 20 meters



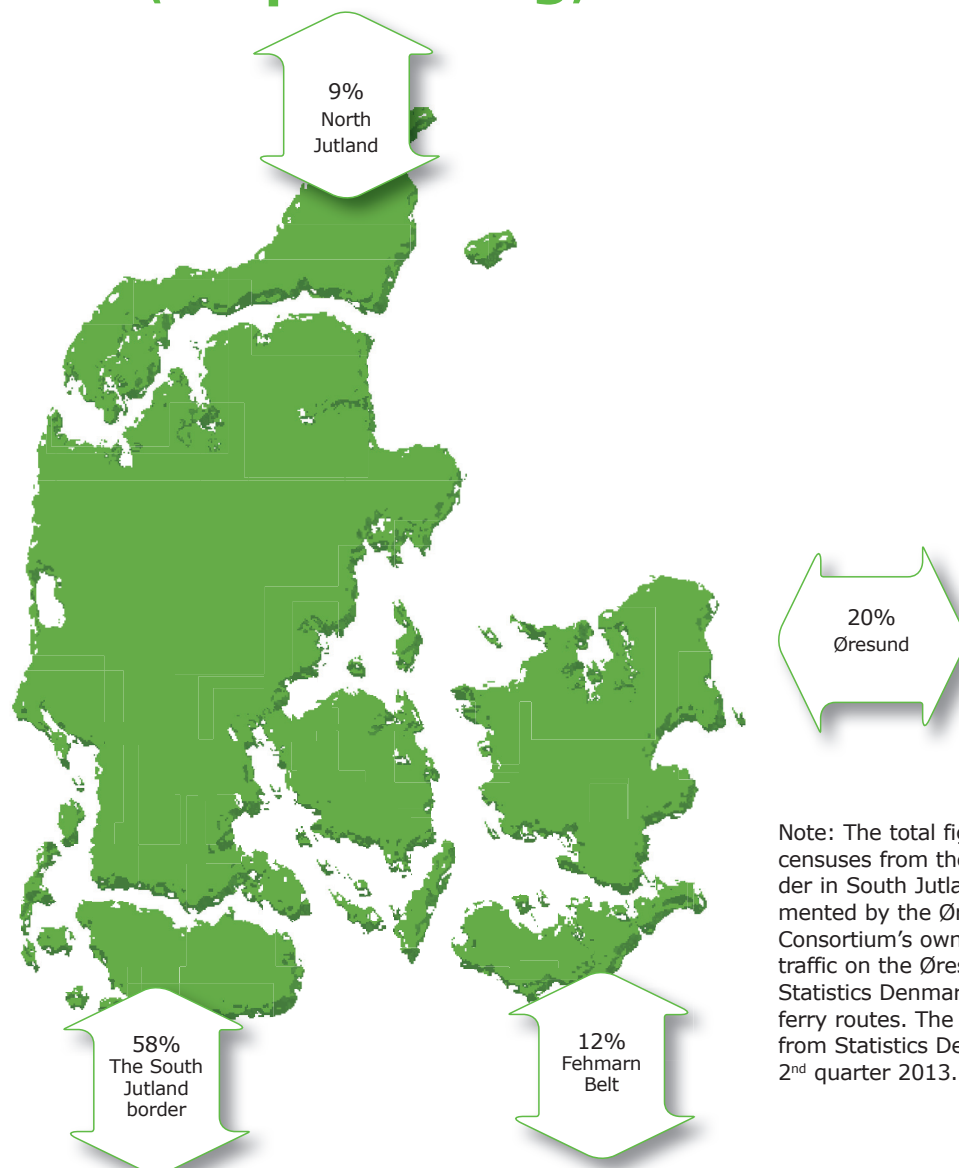
Note: On Scandlines A/S' ferry route between Helsingør and Helsingborg and on the Øresund Bridge separate registrations of lorries over 20 meters have been made – this means of modular road trains and special transports except automobile transports.

Type of material 4th quarter 2013



Note: On the Danish border in South Jutland near Padborg and Frøslev separate registrations of type of material are made.

Route distribution of lorry traffic in and out of Denmark (2nd quarter 2013)



Note: The total figure includes censuses from the Danish border in South Jutland, complemented by the Øresund Bridge Consortium's own censuses of traffic on the Øresund Bridge and Statistics Denmark's reports on ferry routes. The latest censuses from Statistics Denmark are from 2nd quarter 2013.

Method

ITD's border censuses include lorries driving into Denmark across the Danish-German border and across the Øresund Bridge or using Scandlines A/S' ferry routes. ITD records the number of lorries with a manual cen-

sus every quarter during a representative period totalling 24 hours. ITD's border censuses indicate the very latest tendencies in international lorry traffic to and from Denmark. The statistics can be used with cau-

tion to indicate export activities and business environment in Denmark. Read more about the method, and see background tables on www.itd.dk under the menu "Branchen".

PUBLICATION



**Trade Association
for the Danish Road Transport of Goods**

Lyren 1 . DK-6330 Padborg
Tel. +45 7467 1233 . Fax +45 7467 4317
itd@itd.dk . www.itd.dk

Composition: Transeco₂
Layout: ITD – Trade Association for the Danish Road Transport of Goods

© ITD – Trade Association for the Danish Road Transport of Goods
Data, text, figures and/or tables may only be used by stating the source.